

(I)(a) STATEMENT SHOWING SHAREHOLDING PATTERN


Name of the Company: GOLDEN GOENKA FINCORP LTD.
 Scrip Code: Name of the Scrip:
 Quarter Ended: 31/12/2012

Class of security:

Party paid-up shares:-	No. of partly paid-up shares	As a % of total no. of partly paid-up shares	As a % of total no. of shares of the company
Held by promoter/promoter group			
Held by public			
Total - D			
Outstanding convertible securities:-	No. of outstanding securities	As a % of total no. of outstanding convertible securities	As a % of total no. of shares of the company, assuming full conversion of the convertible securities
Held by promoter/promoter group	1750000	100.000	5.072
Held by public			
Total - E	1750000	100.000	5.072
Warrants:-	No. of warrants	As a % of total no. of warrants	As a % of total no. of shares of the company, assuming full conversion of warrants
Held by promoter/promoter group			
Held by public			
Total - F			
Total paid-up capital of the company, assuming full conversion of warrants and convertible securities	69000400		




Category Code	Category of Shareholders	Number of shareholders	Total number of shares of	Number of shares held in Denat Form	As a % of (A+B)	As a % of (A+B+C)	Number of Pledged shares	As a percentage (Ix)=(viii/iv*100)
(i)	(ii)	(iii)	(iv)	(v)	(vi)	(vii)	(viii)	(ix)
(A)	Total Shareholding of Promoter & Promoter Group							
(1)	Indian							
(a)	Individual/HUF	1	72000	72000	0.110	0.110	Nil	Nil
(b)	Central Govt./ State Govt.	Nil	Nil	Nil	Nil	Nil	Nil	Nil
(c)	Bodies Corporate	3	36325130	36325130	55.458	55.458	Nil	Nil
(d)	Fin. Institutions / Bank	Nil	Nil	Nil	Nil	Nil	Nil	Nil
(e)	Any Other	Nil	Nil	Nil	Nil	Nil	Nil	Nil
	Sub-Total of (A) (1)	4	36397130	36397130	55.568	55.568	Nil	Nil
(2)	Foreign							
(a)	Individuals (NRIs/Foreign)	Nil	Nil	Nil	Nil	Nil	Nil	Nil
(b)	Bodies Corporate	Nil	Nil	Nil	Nil	Nil	Nil	Nil
(c)	Institutions	Nil	Nil	Nil	Nil	Nil	Nil	Nil
(d)	Qualified Foreign Investors	Nil	Nil	Nil	Nil	Nil	Nil	Nil
(e)	Any Other	Nil	Nil	Nil	Nil	Nil	Nil	Nil
	Sub-Total of (A) (2)	Nil	Nil	Nil	Nil	Nil	Nil	Nil
	Shareholding of Promoter & Promoter Group (A) = A1+A2	4	36397130	36397130	55.568	55.568	Nil	Nil
(B)	Public Shareholding							
(1)	Institutions							
(a)	Mutual Funds / UTI	Nil	Nil	Nil	Nil	Nil	NA	NA
(b)	Fin. Institutions / Banks	Nil	Nil	Nil	Nil	Nil	NA	NA
(c)	Central Govt./ State Govt.	Nil	Nil	Nil	Nil	Nil	NA	NA
(d)	Venture Capital	Nil	Nil	Nil	Nil	Nil	NA	NA
(e)	Insurance Company	Nil	Nil	Nil	Nil	Nil	NA	NA
(f)	Foreign Inst. Investors	Nil	Nil	Nil	Nil	Nil	NA	NA
(g)	Foreign VC Investors	Nil	Nil	Nil	Nil	Nil	NA	NA
(h)	Qualified Foreign Investors	Nil	Nil	Nil	Nil	Nil	NA	NA
(i)	Any Other	Nil	Nil	Nil	Nil	Nil	NA	NA
	Sub-Total (B) (1)	Nil	Nil	Nil	Nil	Nil	NA	NA
(2)	Non-Institutions							
(a)	Bodies Corporate	93	26842567	26815169	40.981	40.981	NA	NA
(b)	Individuals							
	i. Individual Shareholders Holding Nominal Share Upto Rs.1 Lakh	1358	1384862	1112604	2.114	2.114	NA	NA
	ii. Individual Shareholders Holding Nominal Share greater than Rs.1 Lakh	13	655004	655004	1.000	1.000	NA	NA
(c)	Qualified Foreign Investors	Nil	Nil	Nil	Nil	Nil	NA	NA
(d)	Any Other	6	32343	31343	0.049	0.049	NA	NA
	Clearing Memb/Clearing Cor	33	188492	188492	0.288	0.288	NA	NA
	Sub-Total (B) (2)	1503	29103270	28802612	44.432	44.432	NA	NA
	Total Public Shareholding (B) = (B) (1) + (B) (2)	1503	29103270	28802612	44.432	44.432	NA	NA
	TOTAL (A)+(B)	1507	65300400	65199742	100.000	100.000	Nil	Nil
(C)	Shares held by Custodians And against which DRs have been issued	Nil	Nil	Nil	Nil	Nil	NA	NA
(1)	Promoter and Promoter group	Nil	Nil	Nil	Nil	Nil	NA	NA
(2)	Public	Nil	Nil	Nil	Nil	Nil	NA	NA
	GRAND TOTAL (A)+(B)+(C)	1507	65300400	65199742	100.000	100.000	Nil	Nil



DEN GOENKA FINCORP LTD.

(b) Statement showing holding of securities (including shares, warrants, convertible securities) of persons belonging to the category [Promoter & Promoter Group] As on 31/12/2012


Name of the shareholder	Details of Shares Held		Encumbered shares(%)			Details of warrants		Details of Convertible Securities		Total shares (including underlying shares assuming full conversion of warrants and convertible securities) as a % of diluted share capital
	Number of Shares held	As a % of grand total (A)+(B)+(C)	Number of Pledged Shares held	As a percentage	As a % of grand total (A)+(B)+(C) of sub-clause (I) (a)	Number of Warrants held	As a % of total warrants of the same Class	Number of convertible securities held	Zw.r.t. total number of convertible securities of the same class	
(ii)	(iii)	(iv)	(v)	(vi)=(v)/(iii)*100	(vii)	(viii)	(ix)	(x)	(xi)	(xii)
GIRDHAR FISCAL SERVICES PVT LTD	3250000	4.962	0	0.000	0.000	0	0.000	875000	50.000	7.246
RAJGAJ TRADERS PVT. LTD.	3250000	4.962	0	0.000	0.000	0	0.000	875000	50.000	7.246
RISEWELL CREDIT PVT LTD	29825130	45.534	0	0.000	0.000	0	0.000	0	0.000	43.225
GIRDHARI LAL GOENKA	72000	0.110	0	0.000	0.000	0	0.000	0	0.000	0.104
TOTAL	36397130	55.568	0	0.000	0.000	Nil	Nil	1750000	100.000	57.822



GOLDEN GOENKA FINCORP LTD.

(I)(c)(i) Statement showing holding of securities (including shares, warrants, convertible securities) of persons belonging to the category [PUBLIC] and holding more than 1.000(%) of the total number of shares as on 31/12/2012

Srl. Name(s) of the shareholder	Number of Shares held	Shares as a percentage of total number of shares (i.e., Grand Total (A)+(B)+(C) indicated in Statement at para (I)(a) above)	Details of Warrants Number As a % of total Warrants number held of the same Class		Details of convertible Securities Number of convertible securities held	convertible Securities Zu.r.t. total number of convertible securities of the same class	Total shares (including underlying shares assuming full conversion of warrants and convertible securities) as a % of diluted share capital
1. ANCHOR VINIMAY PRIVATE LIMITED	4512481	6.889	0	0.000	0	0.000	6.540
2. DWARKAPATI SUPPLIERS PVT LTD	2153405	3.288	0	0.000	0	0.000	3.121
3. MOONRISE VINCOM PRIVATE LIMITED	4500000	6.870	0	0.000	0	0.000	6.522
4. STRONG DEALTRADE PRIVATE LIMITED	10500000	16.030	0	0.000	0	0.000	15.217
5. VINAYAKA FINLEASE PVT LTD	4377000	6.682	0	0.000	0	0.000	6.343
TOTAL	26042886	39.760	NIL	NIL	NIL	NIL	37.743




GOLDEN GOENKA FINCORP LTD.

(I)(c)(ii) Statement showing holding of securities (including shares, warrants, convertible securities) of persons (together with PAC) belonging to the category [PUBLIC] and holding more than 5.000(%) of the total number of shares of the company as on 31/12/2012

Page: 1

Srl. Name(s) of the shareholder and the Persons Acting in Concert (PAC) with them	Number of Shares held	Shares as a percentage of total number of shares (i.e., Grand Total (A)+(B)+(C) indicated in Statement at para (I)(a) above}	Details of Warrants Number of Warrants held	As a % of total Warrants of the same Class	Details of convertible securities Number of convertible securities held	convertible Securities %r.t. total number of convertible securities of the same class	Total shares (including underlying shares assuming full conversion of warrants and convertible securities) as a % of diluted share capital
1. ANCHOR VININAY PRIVATE LIMITED	4512481	6.889	0	0.000	0	0.000	6.540
2. MOONRISE VINCOM PRIVATE LIMITED	4500000	6.870	0	0.000	0	0.000	6.522
3. STRONG DEALTRADE PRIVATE LIMITED	10500000	16.030	0	0.000	0	0.000	15.217
4. VINAYAKA FINLEASE PVT LTD	4377000	6.682	0	0.000	0	0.000	6.343
TOTAL	23889481	36.472	Nil	Nil	Nil	Nil	34.622




GOLDEN GOENKA FINCORP LTD.

(I) (d) STATEMENT SHOWING DETAILS OF LOCKED-IN SHARES AS ON 31/12/2012

Page: 1

Srl. Name(s) of the Shareholder	Category of Shareholders (Promoter/ Public)	Number of Locked-in Shares	% to Total
1. GIRDHAR FISCAL SERVICES PVT LTD	Promoter	3250000	4.962
2. MOONRISE VINCOM PRIVATE LIMITED	Non-Prom.	4500000	6.870
3. RAJGAJ TRADERS PVT. LTD.	Promoter	3250000	4.962
4. RISEWELL CREDIT PVT LTD	Promoter	29825130	45.534
5. STRONG DEALTRADE PRIVATE LIMITED	Non-Prom.	10500000	16.030
TOTAL		51325130	78.358



As on 31/12/2012

(II)(a) **Statement showing details of Depository Receipts (DRs)**

Sr. No.	Type of outstanding DR (ADRs, GDRs, SDRs, etc.)	Number of outstanding DRs	Number of shares underlying outstanding DRs	Shares underlying outstanding DRs as a percentage of total number of shares {i.e., Grand Total (A)+(B)+(C) indicated in Statement at para (I)(a) above}
1.	Nil	Nil	Nil	Nil

(II)(b) **Statement showing holding of Depository Receipts (DRs), where underlying shares held by 'promoter/promoter group' are in excess of 1% of the total number of shares**

Sr. No.	Name of the DR Holder	Type of outstanding DR (ADRs, GDRs, SDRs, etc.)	No. of shares underlying outstanding DRs	Shares underlying outstanding DRs as a percentage of total number of shares {i.e., Grand Total (A)+(B)+(C) indicated in Statement at para (I)(a) above}
1.	Nil	Nil	Nil	Nil
2.	Nil	Nil	Nil	Nil
TOTAL	Nil	Nil	Nil	Nil

(III)(a) **Statement showing the voting pattern of shareholders, if more than one class of shares/securities is issued by the issuer**

There is only one class of shares issued by the Company and hence voting rights are uniform for all shares.

